







# FY13-17 Strategic Plan

## K-Beach Elementary: Action Plan - Summary

Date Revised: October 30, 2014

Priority	Items	Who	Start Date/ End Date	Target, Measure	% Complete/ YTD	Status/ Variance
<b>My Items</b>						
	1.6.14 The attendance rate for the 2013-2014 school year was 93%. By May 20, 2015, the attendance rate for K-Beach will increase from 93% to 96%.	K-Beach Elementary	08/01/14 05/20/15	96% By May 20, 2015, the attendance rate of K-Beach will increase from 93% to 96%.	0%	 As of 10/03/14
	3.4.4 By May 2015, all stakeholders will have an increased awareness of the data regarding assessment and behavior through frequent and established modes of communication for the purposes of supporting teaching and learning at K-Beach.	K-Beach Elementary	08/01/14 05/20/15	Established modes of communication		 As of 10/03/14

# K-Beach Elementary: Action Plan - Detail

Priority	Items	Who	Start Date/ End Date	Target, Measure	% Complete/ YTD	Status/ Variance
<b>1 Deliver relevant, rigorous, standards-based curriculum in conjunction with alternative pathways and a flexible approach to ensure that every KPBSD student stays engaged, reaches high levels of achievement and graduates.</b>						
	<b>1.6 School Innovation: Deliver an innovative and flexible instructional approach at all schools to meet the individual needs of students.</b>  <i>Comments on Status: Reference school plans for site based implementation. 6/19/13: District-level status based on average progress of supporting objectives. 9/30/14 - 10 of 43 schools have followed initiative process to implement innovative practices - these practices are being shared with the school board during FY15 - a plan to promote development of initiatives will be developed at by the end of FY15</i>	Instruction	07/01/12 06/30/17	100%	23%	 -77 As of 10/17/14
	1.6.14 The attendance rate for the 2013-2014 school year was 93%. By May 20, 2015, the attendance rate for K-Beach will increase from 93% to 96%.	K-Beach Elementary	08/01/14 05/20/15	96% By May 20, 2015, the attendance rate of K-Beach will increase from 93% to 96%.	0%	 As of 10/03/14
<b>3 All KPBSD schools will reach out to parents and communities to promote shared value and responsibility for the process of education.</b>						
	<b>3.4 Public Relationships: Educate stakeholders through consistent ongoing communication while promoting district programs and performance.</b>  <i>Comments on Status: Media: 3 local radio stations; seven plus newspapers with school stories on a regular basis. 6/19/13: District-level status based on average progress of supporting objectives.</i>	Instruction	07/01/12 06/30/13	100%	48%	 -52 As of 08/05/14
	3.4.4 By May 2015, all stakeholders will have an increased awareness of the data regarding assessment and behavior through frequent and established modes of communication for the purposes of supporting teaching and learning at K-Beach.	K-Beach Elementary	08/01/14 05/20/15	Established modes of communication		 As of 10/03/14